



EAGLE FORD



MARCELLUS



HAYNESVILLE

# Answering the Call for Affordable, Reliable, Lower Carbon Energy

ENERCOM DALLAS ENERGY INVESTMENT & ESG CONFERENCE  
APRIL 6, 2022

# Forward-Looking Statements

---

This presentation includes “forward-looking statements” within the meaning of Section 27A of the Securities Act of 1933 and Section 21E of the Securities Exchange Act of 1934. Forward-looking statements are statements other than statements of historical fact. They include statements that give our current expectations, management’s outlook guidance or forecasts of future events, expected natural gas and oil growth trajectory, projected cash flow and liquidity, our ability to enhance our cash flow and financial flexibility, dividend plans, future production and commodity mix, plans and objectives for future operations, ESG initiatives, the ability of our employees, portfolio strength and operational leadership to create long-term value, and the assumptions on which such statements are based. Although we believe the expectations and forecasts reflected in our forward-looking statements are reasonable, they are inherently subject to numerous risks and uncertainties, most of which are difficult to predict and many of which are beyond our control. No assurance can be given that such forward-looking statements will be correct or achieved or that the assumptions are accurate or will not change over time.

Factors that could cause actual results to differ materially from expected results include those described under “Risk Factors” in Item 1A of our annual report on Form 10-K and any updates to those factors set forth in Chesapeake’s subsequent quarterly reports on Form 10-Q or current reports on Form 8-K (available at <http://www.chk.com/investors/sec-filings>). These risk factors include: the ability to execute on our business strategy following emergence from bankruptcy; the impact of the COVID-19 pandemic and its effect on our business, financial condition, employees, contractors and vendors, and on the global demand for oil and natural gas and U.S. and world financial markets; risks related to the acquisition of Chief E&D Holdings, LP and affiliates of Tug Hill, Inc. (together, “Chief”), including our ability to successfully integrate the business of Chief into the company and achieve the expected synergies from the Chief acquisition within the expected timeframe; the volatility of oil, natural gas and NGL prices; the limitations our level of indebtedness may have on our financial flexibility; our inability to access the capital markets on favorable terms; the availability of cash flows from operations and other funds to fund cash dividends, to finance reserve replacement costs or satisfy our debt obligations; write-downs of our oil and natural gas asset carrying values due to low commodity prices; our ability to replace reserves and sustain production; uncertainties inherent in estimating quantities of oil, natural gas and NGL reserves and projecting future rates of production and the amount and timing of development expenditures; our ability to generate profits or achieve targeted results in drilling and well operations; leasehold terms expiring before production can be established; commodity derivative activities resulting in lower prices realized on oil, natural gas and NGL sales; the need to secure derivative liabilities and the inability of counterparties to satisfy their obligations; adverse developments or losses from pending or future litigation and regulatory proceedings, including royalty claims; charges incurred in response to market conditions; drilling and operating risks and resulting liabilities; effects of environmental protection laws and regulations on our business; legislative and regulatory initiatives further regulating hydraulic fracturing; our need to secure adequate supplies of water for our drilling operations and to dispose of or recycle the water used; impacts of potential legislative and regulatory actions addressing climate change; federal and state tax proposals affecting our industry; potential OTC derivatives regulation limiting our ability to hedge against commodity price fluctuations; competition in the oil and gas exploration and production industry; a deterioration in general economic, business or industry conditions; negative public perceptions of our industry; limited control over properties we do not operate; pipeline and gathering system capacity constraints and transportation interruptions; terrorist activities and cyber-attacks adversely impacting our operations; and an interruption in operations at our headquarters due to a catastrophic event.

In addition, disclosures concerning the estimated contribution of derivative contracts to our future results of operations are based upon market information as of a specific date. These market prices are subject to significant volatility. Our production forecasts are also dependent upon many assumptions, including estimates of production decline rates from existing wells and the outcome of future drilling activity. We caution you not to place undue reliance on our forward-looking statements that speak only as of the date of this presentation, and we undertake no obligation to update any of the information provided in this presentation, except as required by applicable law. In addition, this presentation contains time-sensitive information that reflects management’s best judgment only as of the date of this presentation

# Grabbing Defeat from the Jaws of Victory

---

**FORTUNE** Biden is courting Saudi Arabia and Venezuela as he bans Russian energy imports. Here's what he might be up to.

**AXIOS**

Scoop: Biden advisers weigh Saudi Arabia trip for more oil

 REUTERS®

Saudi crown prince plays the oil card in quest for U.S. recognition

---

U.S. calls on OPEC and its allies to pump more oil

**Forbes**

OPEC Says To Biden: If You Want More Oil, Pump It Yourself

# Learning from Europe

## 2021

Europe's Energy Crisis

**Bloomberg** France Faces Power Cuts in Case of a Cold Snap, Grid Says

**The Washington Post**

'Winter is coming': E.U. urges members to protect the poor while tackling high energy costs

**POLITICO**

Europe's energy freakout

**Forbes**

Europe's Energy Crisis Underscores The Dangers Of The Proposed Clean Electricity Performance Program

**Bloomberg**

Europe Energy Crunch to Linger as Power Prices Hit Records

## 2022

Exacerbated by Russian Conflict

**The New York Times** How to Wean Europe Off Russian Gas as Swiftly as Possible

**sky news** .COM.AU

Europe's energy crisis has been 'exacerbated' by Russia's invasion of Ukraine

**FP** Putin Just Pushed the World Into an Even Bigger Energy Crisis

**REUTERS**

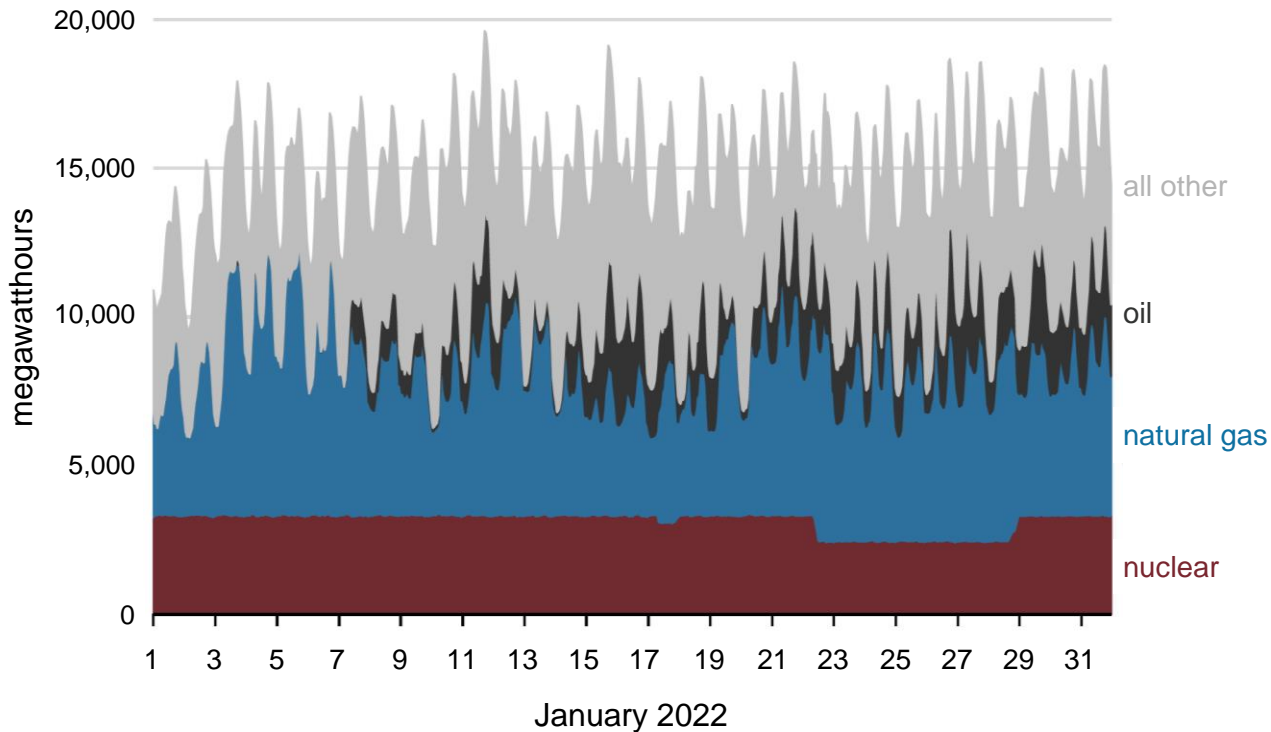
Europe energy crisis a 'big wake up call' -TotalEnergies CEO

**OILPRICE**  
The No. 1 Source for Oil & Energy News

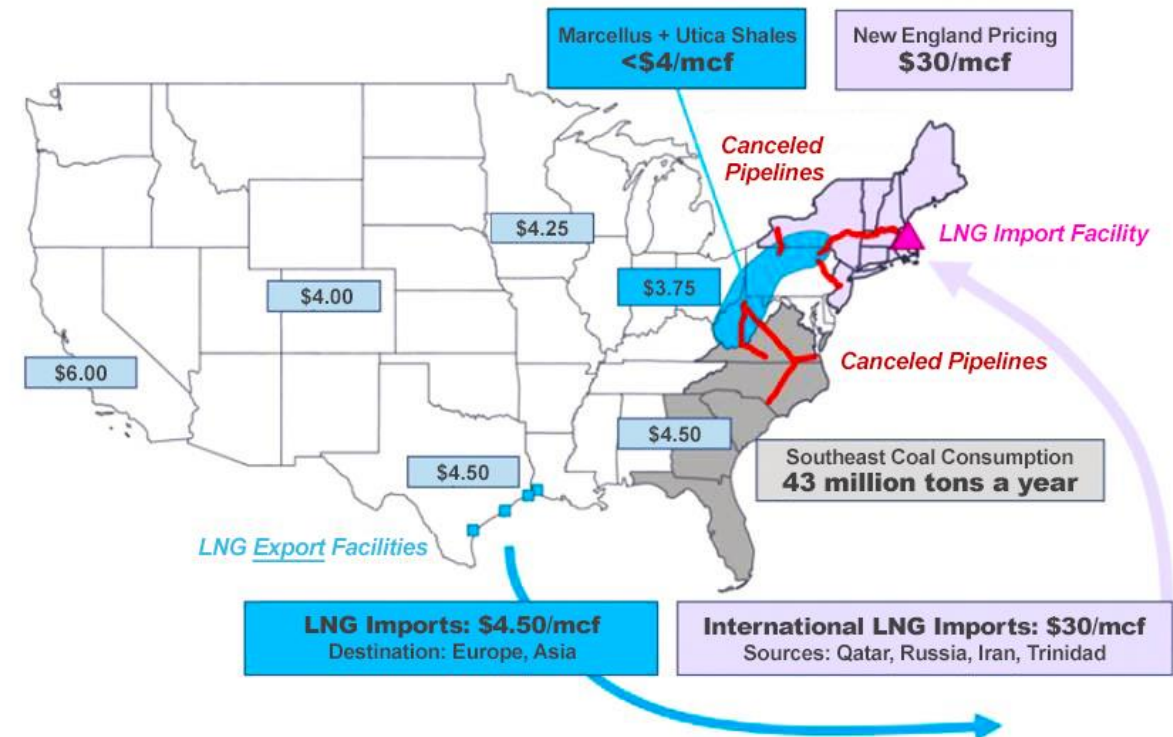
Energy Crisis In Europe Worsens As Natural Gas Prices Double In A Week

# Europe Doesn't Have a Monopoly on Energy Insecurity or Poverty

New England Hourly Electric Generation by Source<sup>(1)</sup>



Regional Natural Gas Prices<sup>(2)</sup>



(1) Graph by the U.S. Energy Information Administration (EIA), using EIA's *Hourly Electric Grid Monitor* and data from ISO New England

(2) As of 1/31/2022

# Desperation Yields Poor Decisions

The Sustainability of Bad Energy Policy

## Stuck in the Same Trap



**Europe can lead the way through an energy crisis without more fossil fuels**

**S&P Global**

Commodity Insights

**Coal to help solve EU energy crisis as trade patterns shift: shippers**

**POLITICO**

**Coal not 'taboo' as EU seeks Russian gas exit**

**Bloomberg**

**Germany Faces Reckoning for Relying on Russia's Cheap Energy**

**The Brussels Times**

**Energy crisis: Belgians get behind nuclear power**



**High energy costs intensify debate over Europe's carbon plan**

## Encouraging Solutions

**The Guardian**

**Biden and EU agree landmark gas deal to break Kremlin's hold**

**POLITICO**

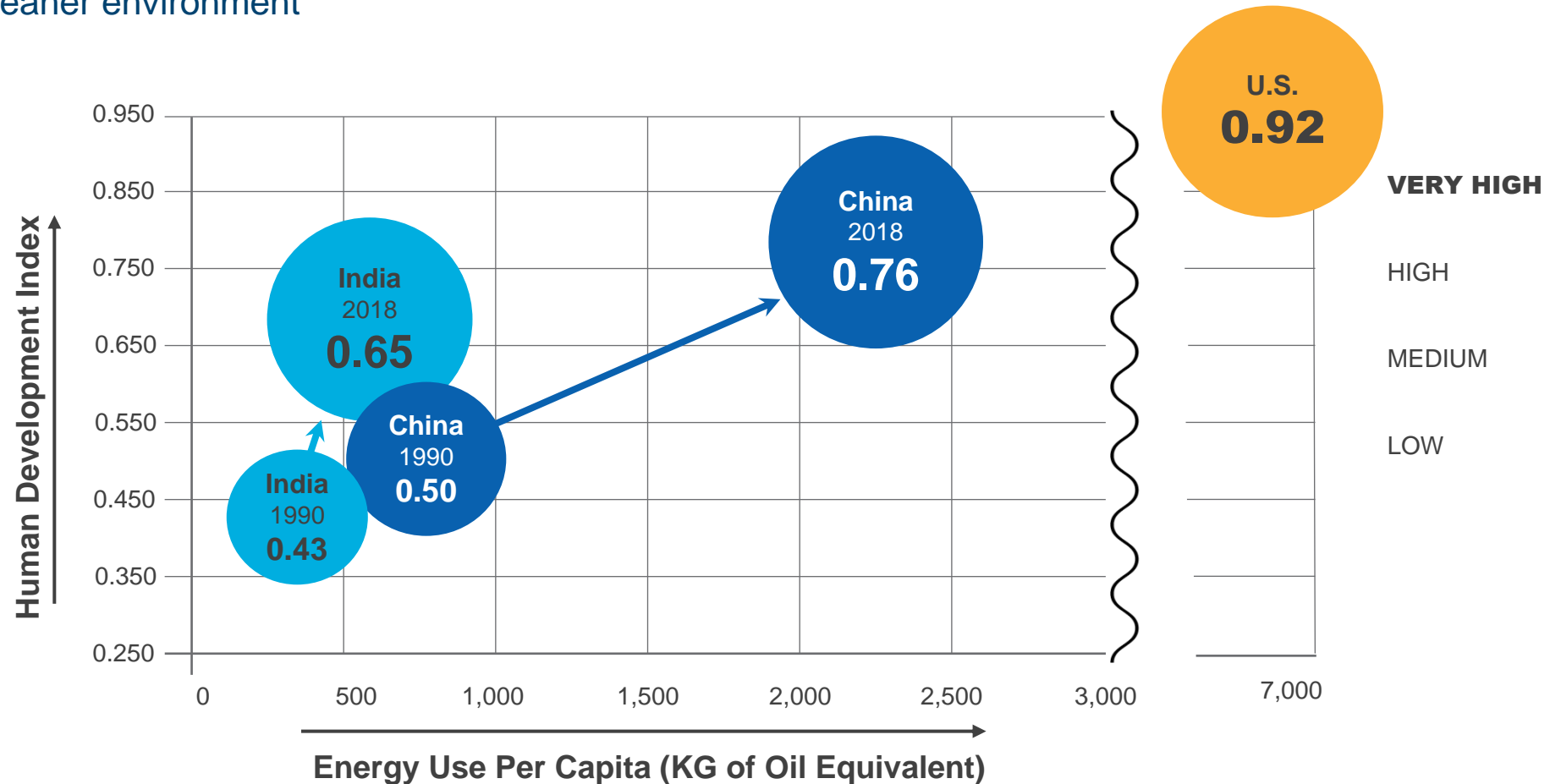
**Biden's LNG lifeline for Europe**



**Biden increases LNG exports as Europe faces energy crisis**

# Society's Progress is Intrinsicly Linked to Reliable Energy Access

- ▶ Access to reliable, affordable, low-carbon energy is a critical enabler of higher living standards, including a longer life and cleaner environment



Source: World Bank and United Nations Development Programme 2018

# Industry Response to Climate Questions

## HOW IT STARTED...



*“It’s not our fault...”*

*“It doesn’t matter, you need us anyway.”*

## HOW IT’S GOING...



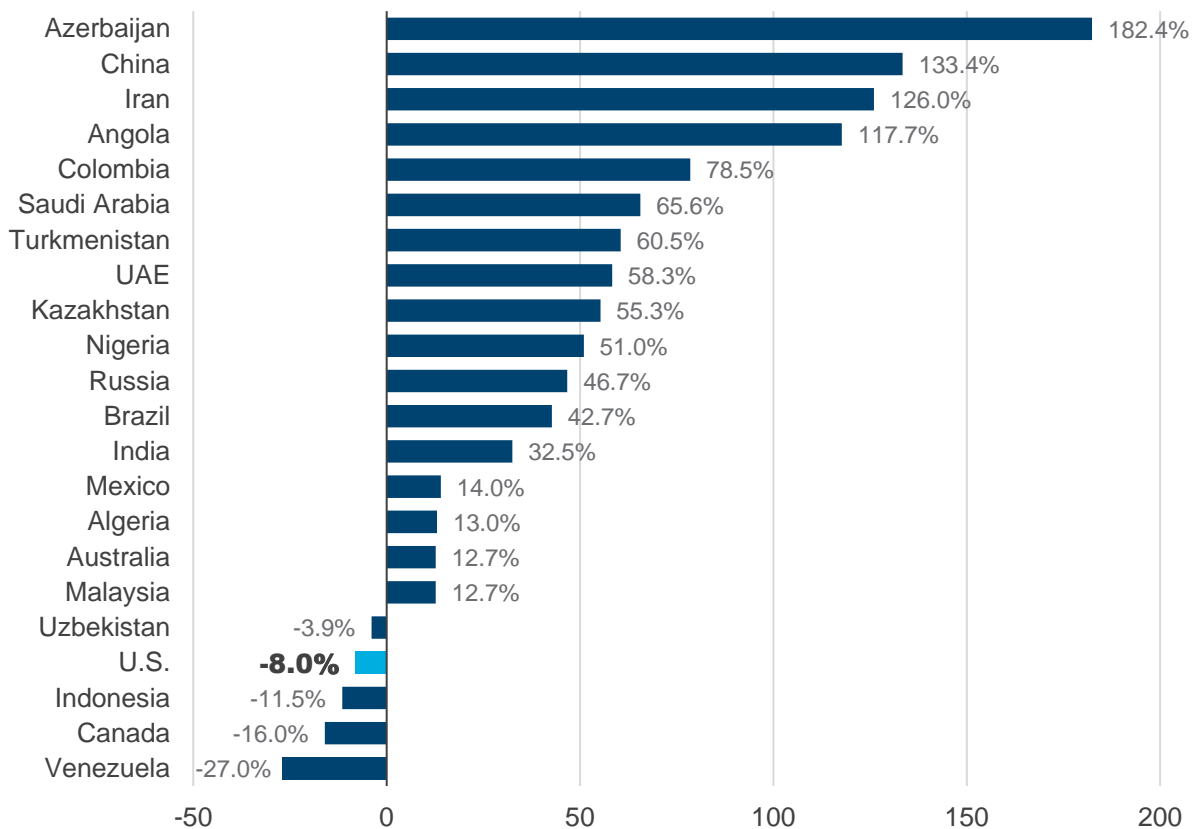
*“Politics aside, we can reduce our carbon footprint.*

*Materially.”*

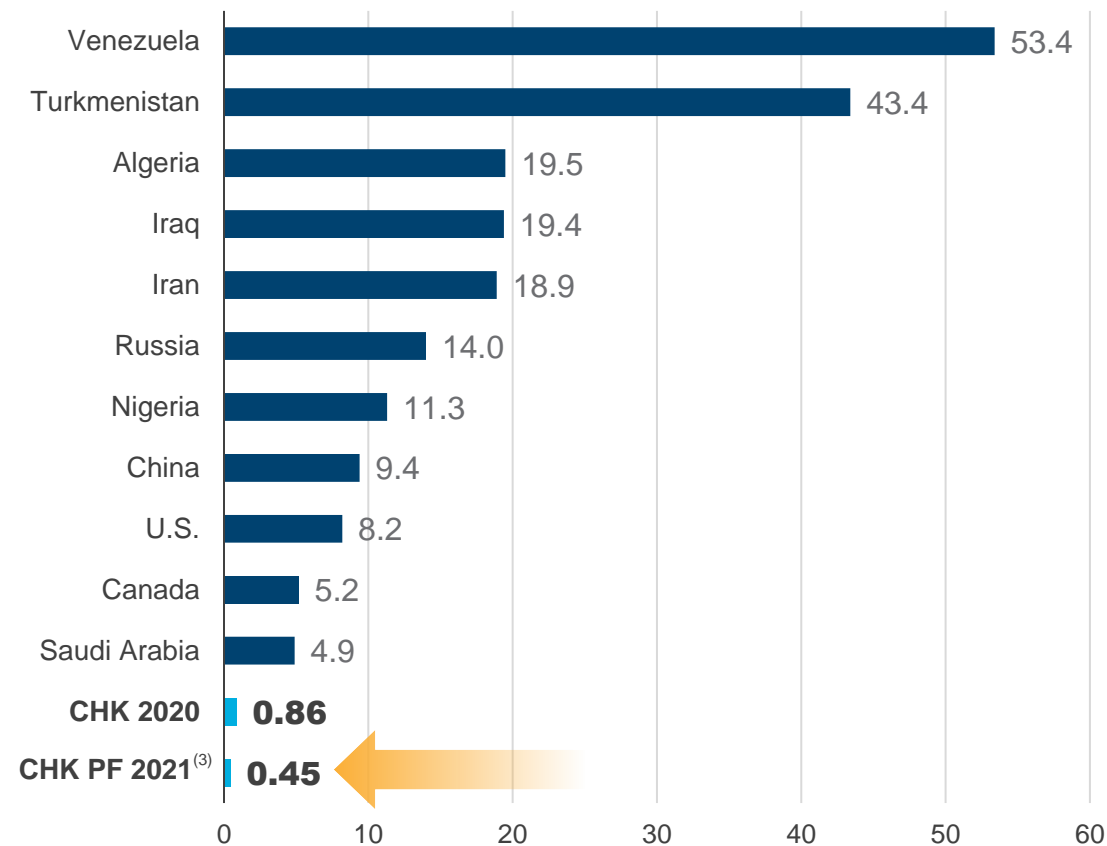


# Trends in Global Methane Intensities

Change in Methane Emissions from the Energy Sector<sup>(1)</sup>  
(2000 vs. 2018)



Methane Emissions Intensity from Oil and Gas Production<sup>(2)</sup>  
(2020 – tCH<sub>4</sub>/ktoe)



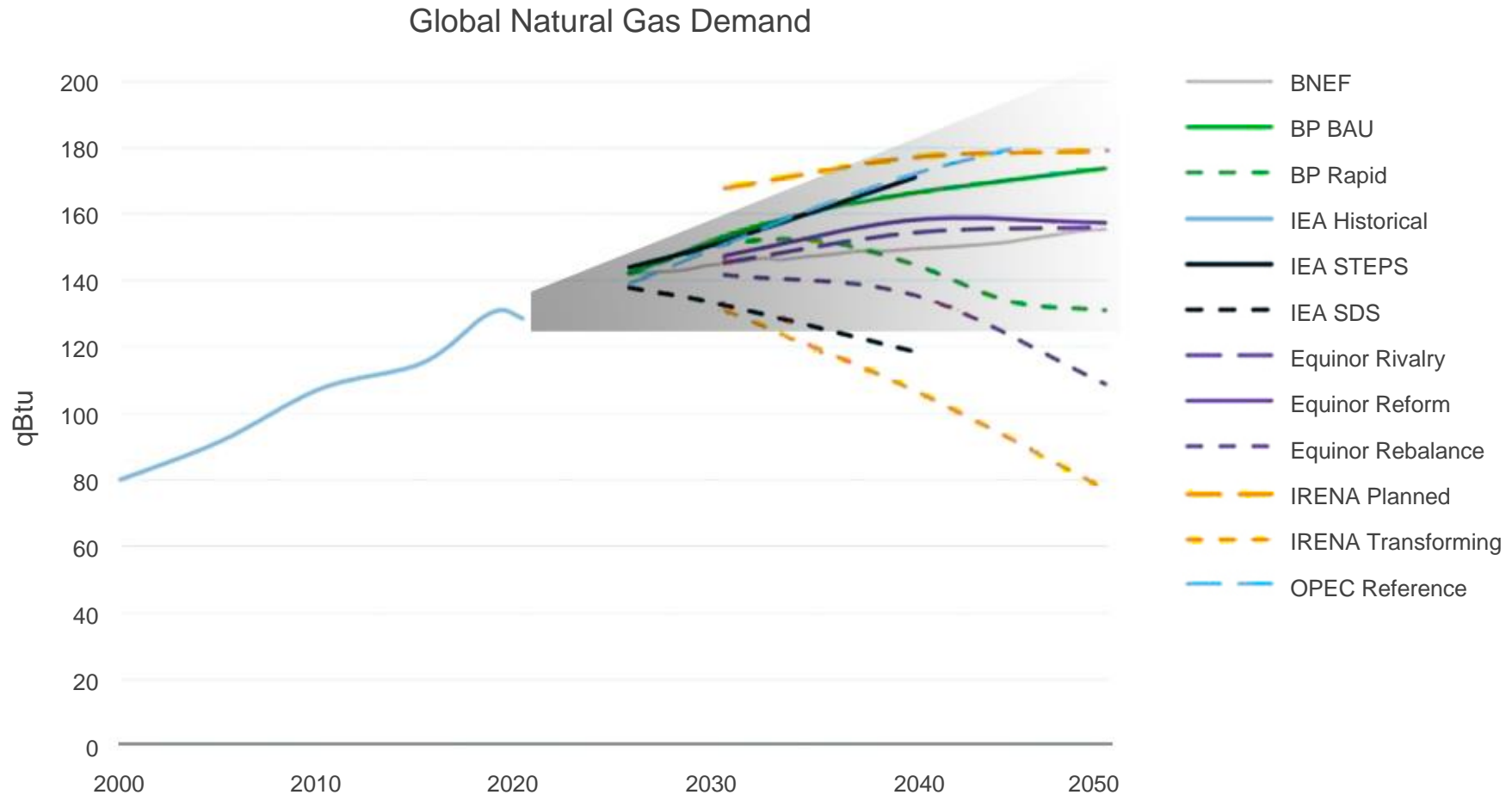
(1) Source: Canadian Energy Centre; Notes: Methane emissions from the energy sector are emissions from the production, handling, transmission and combustion of fossil fuels and biofuels.

(2) Source: Canadian Energy Centre

(3) Proforma (PF) 2021 includes Chief acquisition and Powder River Basin divestiture

# Experts Generally Agree

## Global Demand for Natural Gas Must Grow to Meet Ambitions of the Paris Climate Accord

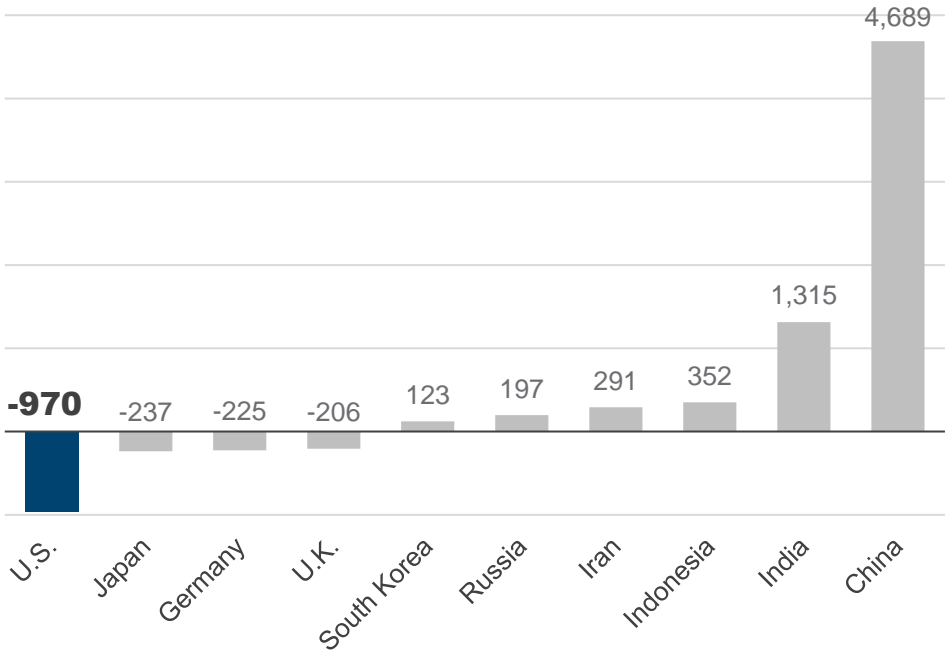


# Society Demands an Affordable Low-Carbon Energy Solution

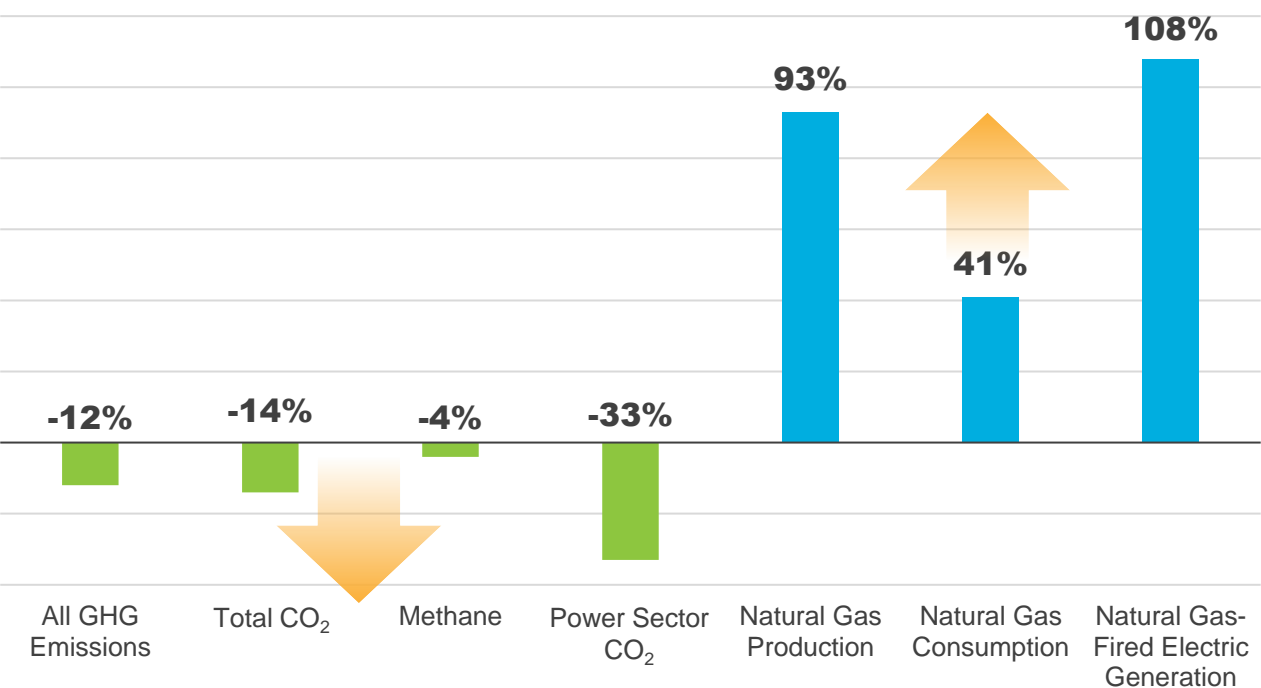
- ▶ During the unconventional shale gas boom of 2005 to 2019, the U.S. led the world in emissions reductions

- ▶ In 2019, the U.S. emitted 970 million metric tons less than in 2005, with 525 million metric tons of reduction as a direct result of replacing coal with natural gas in power generation

2005 – 2020 Change in CO<sub>2</sub> Emissions<sup>(1)</sup>  
(million tons of CO<sub>2</sub> per year)



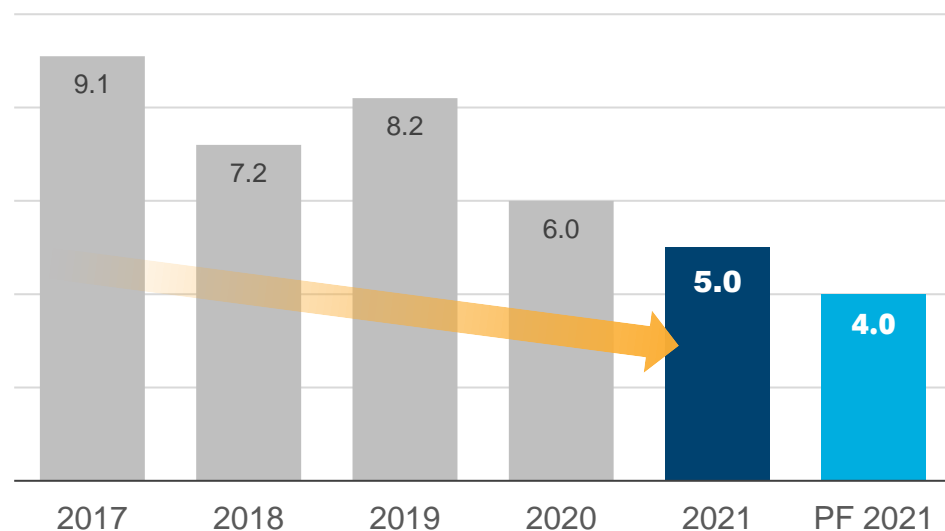
U.S. GHG Emissions Have Fallen Since 2005<sup>(2)</sup>  
(Thanks to natural gas)



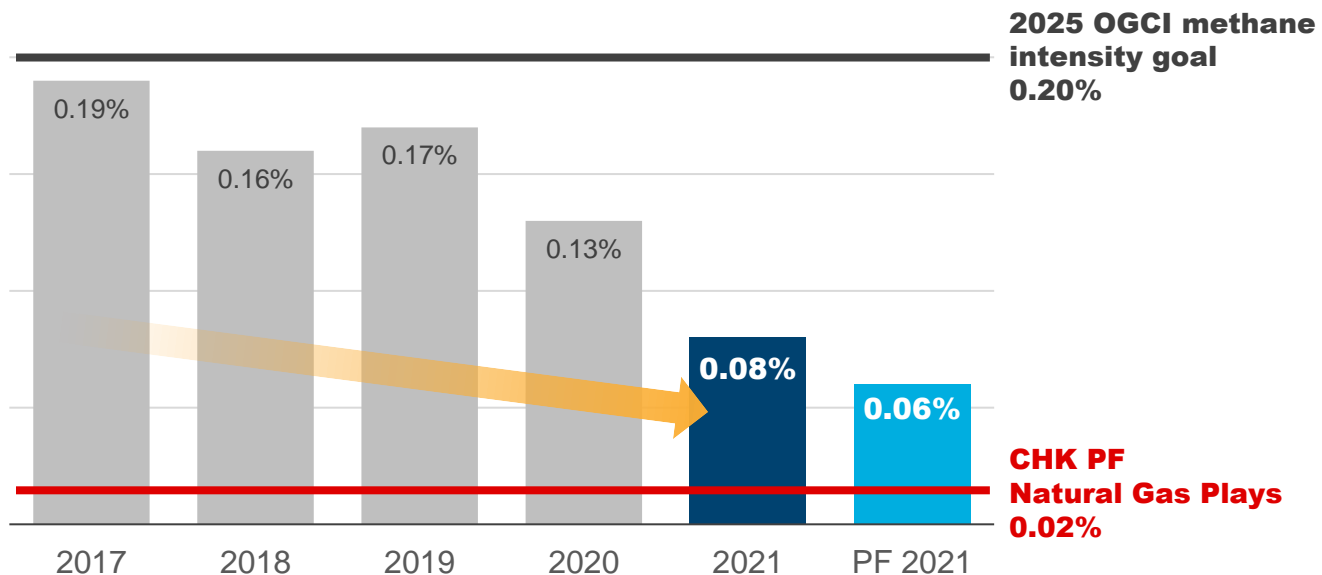
(1) Source: Our World in Data  
(2) Source: U.S. EPA; U.S. EIA, 2005 – 2019

# Saying it is Better Than Coal, is not Good Enough

CHK GHG Emissions Intensity  
(metric tons CO<sub>2</sub>e/gross mboe produced)

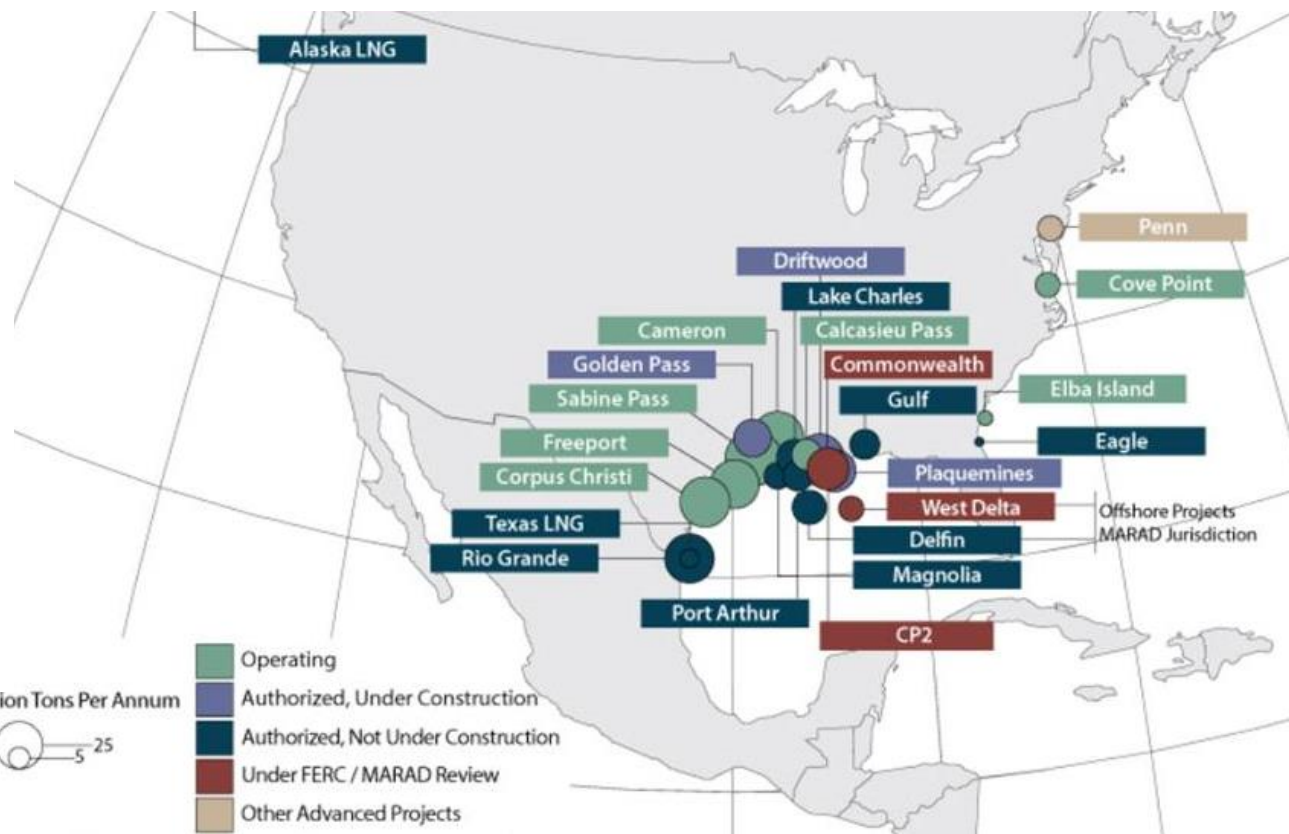


CHK Methane Intensity  
(volume methane emissions/volume gross natural gas produced)



# LNG = Affordability, Reliability and Lower Carbon

Major U.S. LNG Export Projects (Existing and Proposed)<sup>(1)</sup>



Status and Capacity of Major U.S. LNG Export Projects<sup>(2)</sup>


Project Stage	Projects	mtpa	bcm/yr	bcf/day
Operating	7	105	144	13.8
Authorized, Under Construction	3	77	106	10.1
Authorized, Pre-Construction	9	126	173	16.5
Under Regulatory Review	6	79	108	10.4
<b>Total</b>	<b>25</b>	<b>386</b>	<b>532</b>	<b>50.1</b>

(1) Source: LNG Allies (3/26/2022)

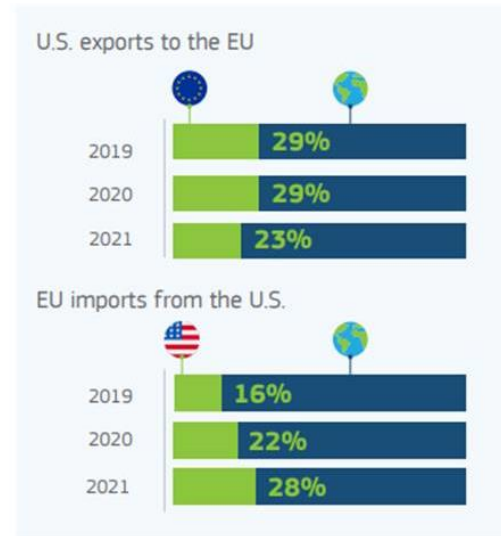
(2) Source: [www.eia.gov/naturalgas/u.s.liquefactioncapacity.xlsx](http://www.eia.gov/naturalgas/u.s.liquefactioncapacity.xlsx)

# Europe Eagerly Awaits

U.S – EU LNG Vessels per Year<sup>(1)</sup>



Surge in U.S – EU LNG Trade<sup>(1)</sup>



The European LNG Infrastructure



(1) Source: European Commission; Data until 1/10/2022

# CHK Today: Answering the Call



- ▶ **Provide sustainable free cash flow**
  - >\$9B of adjusted free cash flow projected through 2026<sup>(1)</sup>
- ▶ **Clean balance sheet**
  - ~0.7x net debt-to-2022E EBITDAX ratio
- ▶ **Return meaningful cash to shareholders**
  - Total estimated dividends of >\$5B over the next five years<sup>(2)</sup>
  - \$1B buyback program authorized through YE'23
  - 2022E dividend yield ~18% with buyback
- ▶ **Delivering ESG leadership**
  - Intend to invest >\$30mm in ESG initiatives in 2022
    - Retrofitting >19,000 pneumatic devices — reducing reported GHG emissions<sup>(3)</sup> by ~40% and methane emissions by ~80%
  - Installed ~1,800 devices for methane detection and monitoring in 2021
  - >6 bcf/d gross marketed RSG volumes by YE'22

(1) Incorporates 2/18/2022 strip pricing from 2022 to 2026

(2) Based on 2/18/2022 strip price and CHK stock price

(3) As reported under 40 CFR 98 Subpart W



# Questions?

THE ENERGY INVESTMENT & ESG CONFERENCE  
APRIL 6, 2022